



# VIS 300C

## Automated Fiber Test Platform

Inspection Scope, Optical Power Meter & VFL




The VIS 300C platform streamlines fiber testing processes through an easy data recording and reporting system. Its 5" touchscreen interface allows users to quickly switch between inspecting fiber endfaces, testing with an optical power meter, and troubleshooting via an onboard VFL.

Test results are compiled in project folders that are immediately synthesized into closeout reports at the touch of a button. The integrated Wi-Fi capability allows users to send reports directly to customer inboxes or cloud storage folders.

The VIS 300C is portable, so technicians can carry trusted test equipment wherever they go. It is ideal for testing fiber on a cell tower or in a laboratory to deliver exceptional results every time.

## Features

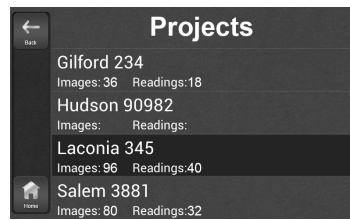
- Automated image centering and analysis compliant with IEC 61300-3-35 standards
- Onboard OPM with various standard calibrated wavelengths
- 635 nm red laser VFL for troubleshooting and continuity testing
- Expansive storage space for up to 25,000 project folders, images, and power meter readings
- Instant report creation with user-defined parameters
- Test result sharing via WiFi or a USB cable to PC connection




Obtain color-coded PASS/FAIL results at the touch of a button and easily configure IEC profiles for inspection of many different fiber types.



Optional onboard OPM and VFL provide additional testing options for technicians looking for an all-in-one fiber testing solution.



Quickly customize and export project folders containing thousands of fiber images and OPM measurements.



Create closeout reports & share via WiFi. All reports are condensed into small files to maximize storage and simplify file sharing.

# Specifications

MONITOR / SYSTEM	
Screen	5" Multi-Touch LCD
Storage	16 GB (30,000 Images)
Battery	Lithium Ion
Battery Life	4 to 5 Hours Continuous
Battery Charge Time	2 Hours
Dimensions	5.5" x 5.75" x 2.25"
Weight	1.8 lb
Operating Temperature	0° to 50° C
Storage Temperature	-40° to 70° C

VISUAL FAULT LOCATOR(OPTIONAL)	
Wavelength	635 nm
Output Power	1 mW - FDA 2 / IEC 2
Power Toggle	On-Screen Button

INSPECTION SCOPE PROBE	
FOV (Field of View)	860µm x 640 µm
Resolution	< 1 Micron
Lighting Technique	Coaxial
Size	7" x 1" x 0.75"
Weight	0.35 lb
Connector	USB 2.0 Type A
Tip Style	Interchangeable

POWER METER (OPTIONAL)	
Wavelength Range	850 nm to 1625 nm
Calibrated Wavelengths	850 / 1300 / 1310 / 1490 / 1550 / 1611 / 1625
Measurement Range	-02: +6 to -70 dBm    -04: +23 to -45 dBm
Resolution	0.01 dB
Results Displayed	dB/dBm
Detector Type	-02: InGaAs    -04: Filtered InGaAs
Optical Interface	2.5 mm Universal (Adapters Available)

## Ordering Information

PART NO.	FEATURES	NOTES	DESCRIPTION
VIS 300C	Base model - Inspection Only	Power Meter and VFL Disabled	Inspection probe and monitor with automated analysis software, onboard storage, report creation & Wi-Fi data transfer. 1.25mm, 2.5mm, LC & SC inspection tips included.
VIS 300C-PM-02-V	Inspection, Power Meter & VFL	"-02" indicates InGaAs detector in power meter. Measurement range of InGaAs detector is +6 to -70 dBm	Inspection probe and monitor with automated analysis software, onboard storage, report creation & Wi-Fi data transfer. Onboard power meter (InGaAs detector) and VFL added. 1.25mm, 2.5mm, LC & SC inspection tips included.
VIS 300C-PM-04-V	Inspection, High-Power OPM & VFL	"-04" indicates Filtered InGaAs detector in power meter. Measurement range of Filtered InGaAs detector is +23 to -45 dBm	Inspection probe and monitor with automated analysis software, onboard storage, report creation & Wi-Fi data transfer. Onboard power meter (Filtered InGaAs detector) and VFL added. 1.25mm, 2.5mm, LC & SC inspection tips included.

### Inspection Tip Adapters

PART NO.	DESCRIPTION
AC 040B	SC Adapter
AC 041B	SC / APC Adapter
AC 109B	SC 60-Degree Angle Adapter
AC 042B	FC Adapter
AC 043B	FC/APC Adapter
AC 104B	FC, 60° Angle Adapter
AC 044B	LC Adapter
AC 045B	LC/APC Adapter
AC 107B	LC, 60° Angle Adapter
AC 051B	OptiTap Adapter
AC 046B	ST Adapter
AC 047B	MTP/APC Adapter
AC 050B	MTP/MPO Straight Adapter
AC 048B	1.25mm Universal Adapter
AC 049B	2.5mm Universal Adapter
AC 114B	1.25mm Universal HR Adapter
AC 115B	2.5mm Universal APC Adapter
AC 116B	1.25mm Universal APC Adapter

### Power Meter Adapters

PART NO.	DESCRIPTION
AC 020	2.5 mm Universal Adapter
AC 021	1.25 mm Universal Adapter
AC 026	SC Adapter for Optical Power Meter
AC 027	ST Adapter for Optical Power Meter
AC 028	FC Adapter for Optical Power Meter
AC 029	LC Adapter for Optical Power Meter
AC 126	SC/APC Adapter for Optical Power Meter

### Patch Cord Accessories

PART NO.	DESCRIPTION
AC 500	SM SC-LC - 1m Simplex
AC 501	SM SC-SC - 1m Simplex
AC 502	SM LC-LC - 1m Simplex
AC 550	MM SC-LC - 1m Simplex
AC 552	MM LC-LC - 1m Simplex
AC 600	SC-SC Simplex Bulkhead Adapter
AC 601	LC-LC Simplex Bulkhead Adapter
AC 602	LC-LC Duplex Bulkhead Adapter

### Cleaning Tools

PART NO.	DESCRIPTION
AC 089	One-Click Cleaner for 1.25mm & ODC Ferrules / Bulkheads
AC 099	One-Click Cleaner for 2.5mm Ferrules / Bulkheads
AC 090	1.25mm Swabs (100 per Pack)
AC 091	2.5mm Swabs (100 per Pack)
AC 092	SqR Pad & Fiber Wash Pen
AC 190	CletoP Cleaner - Type B - Blue Tape

### FTTA Test Kit

PART NO.	DESCRIPTION
TTK 720	Full inspection, cleaning & test kit for SM fiber installations. Contains VIS 300C-PM-02, DLS 355, cleaning tools & patch cords. Performs automated inspection on all fiber types, dB loss testing on SM paired fiber, fault location & full dry and wet/dry cleaning procedures.

M-DS018-20 VIS 300C

Ripley ODM® brand test equipment is furnished with a 2 year warranty extending from the original date of purchase. Contact Ripley Tools for information on recalibration and repair of test equipment. Ripley makes every effort to ensure that all information in this data sheet is accurate. Ripley Tools assumes no responsibility for any errors or omissions and reserves the right to modify this document at any time without notice. Please contact Ripley ODM® brand specialists for pricing and availability of equipment.

